




Integrated Performance Report

Month 3
June 2016

Prepared: 18 July 2016
Updated: 21 July 2016

CONTENTS

Item	Page	Item	Page
Indicators by RAG status	3	20 Maternity Indicators	60
1 Monitor Governance Risk Assessment Indicators and Third Parties Assessment	5	21 Operational Effectiveness	62
1a Monitor Governance Risk Assessment Access Targets	7	Performance Glossary of Terms	64
QUALITY		CQUINs	
2 Healthcare Acquired Infections	10	22 Acute CQUINs	65
3 Hospital Standardised Mortality Ratios	13	23 Eastern Community CQUINs	65
3a Summary Hospital Mortality Indicators	16	24 Northern Community CQUINs	65
4 Safety and Quality Indicators	19	25 Specialist Commissioning CQUINs	65
5 Incidents	20		
6 Safety Thermometer	21	WORKFORCE	
7 Complaints	22	26 Key Workforce Indicators	67
8 Patient Experience	25	27 Percentage of Budgeted WTE used	68
9 Research and Development	31	28 Percentage of Pay Budget used	69
PERFORMANCE		29 Workforce Plan	70
10 Sustainability and Transformation Fund	35	30 Sickness Absence	71
11 Ambulance Handovers	36	30a Sickness Absence by Division	72
12 A&E Indicators	38	31 Staff Turnover	76
13 Cancer Standards	42	32 Appraisal Completion	77
13a Cancer 62 Day Waits by Tumour Site	44	32a Appraisals by Division	77
14 RTT and Elective Waiting Times	49	33 Statutory and Mandatory Training	81
15 Endoscopy	53	33a Statutory and Mandatory Training Breakdown	82
16 Emergency Readmissions	54	33b Statutory and Mandatory Training by Division	86
17 Long Length of Stay	54	Workforce Glossary of Terms	90
18 Stroke Care	55		
19 Other Performance Indicators	57		

Key to RAG Rating		Key to Data Quality Scale	
Background Format	Key	Symbol	Key
Red	Below plan		Standard of data accuracy is not known, it is incomplete and inconsistent with relevant standards
Amber	Almost on plan		Data is assumed to be complete and accurate, although there may be limitations or unresolved queries
Green	On plan or better		Data is complete, accurate and consistent with the standards set for the specific indicator

Integrated Performance Report
July 2016

Indicators achieving set threshold (Green)		
Ambulance Handovers % > 30 mins	Maternity Monthly Breast feeding rate - Denominator All Del's by Dr or Midw in hosp or home	A&E waiting time - Time to treatment (median)
Ambulance Handovers > 2 hours	Medicines Reconciliation (North Community)	A&E waiting time - Number of patients spending over 12 hours in A&E (trolley waits)
AHP RTT Waiting time Non-admitted <18 weeks	Never Events	Number of A&E Attendances - NDDH only
Last minute cancelled operations for non-clinical reasons (monthly) - Rebooked within 28 days	Outpatients First Appointment DNA Rate	MSA Breaches - Sleeping Accommodation (exc ASU) (Acute)
Data Completeness: community services - referral information	Outpatients First to Follow-up Ratio	Re admission 28 day from Elective RY RR from Dr Foster
Data Completeness: community services - referral to treatment	Outpatient Waiting List TOTAL	Re admission 28 day from Non-Elective RY RR from Dr Foster
Data Completeness: community services - treatment information	Cancer 62 Day Waits (aggregate measure) - Total Treated < 62 Days from Urgent GP Referral	SHMI - Fracture of neck of femur - diagnosis group 120
Endoscopy patients routine waiting < 6 weeks	Cancer 62 Day Waits (aggregate measure) - Total Treated < 62 Days Screening Service	SHMI - Diabetes mellitus with complications - diagnosis group 35
G U Medicine appointments offered in 48 hours Trust Total	Cancer 62 Day Waits (aggregate measure) - Total Treated < 62 Days Consultant Upgrade	SHMI - Elective Admissions
C.Difficile over 3 days: Total Eastern Comm Hosps	Cancer 31 Day Waits - Total Treated < 31 Days Subsequent Surgical Treatment	SHMI - Acute Myocardial Infarction - diagnosis group 57
C.Difficile over 3 days: Total Northern Comm Hosps	RTT >52wk Waiters - Admitted pathway	SHMI - Pneumonia - diagnosis group 73
E.Coli Bacteraemia over 3 days: Eastern Community	RTT Admitted Median	SHMI - Acute cerebrovascular disease - diagnosis group 66
E.Coli Bacteraemia over 3 days: Northern Community	RTT >52wk Waiters - Non-Admitted pathway	SMR Relative Risk Acute Site - Rolling Year
MRSA Bacteraemia over 2 Days : NDDH	RTT Non-admitted 95th Percentile	SMR Relative Risk Northern Community Sites - Rolling Year
MRSA Bacteraemia over 2 Days : Eastern Community	RTT Non-admitted Median	Urgent scans within 1 hour
MRSA Bacteraemia over 2 Days: Northern Community	RTT Non-Admitted % <18wks TOTAL	90% of stay on SU (EASTERN HOSPITALS)
MSSA Bacteraemia over 2 Days: NDDH	RTT Incomplete Pathways 95th Percentile	A&E % Valid Data
MSSA Bacteraemia over 2 days: Eastern Community	RTT Incomplete Median	Admitted Patient Care % Valid Data
MSSA Bacteraemia over 2 Days: Northern Community	RTT Incomplete % <18wks TOTAL	APC % Records First Submitted with Valid HRG Code
Certification against compliance with requirements regarding access to healthcare for people with a learning disability	A&E waiting time- Unplanned re-attendance at A&E within 7 days	Outpatients % Valid Data
% of women booked before 13 weeks gestation	A&E waiting time- Patients left department without being seen rate	VTE Prophylaxis - Number of adult patients receiving appropriate prophylaxis (Acute)

Integrated Performance Report
July 2016

Indicators not yet achieving set threshold (Amber)	Indicators not achieved or requiring attention (Red)
Hand Hygiene Compliance - Trust Total	Ambulance Handovers % > 15 mins
MRSA Screening Elective Adms: Trust Total - includes Private Pts	Ambulance Handovers > 1 hour
MRSA Screening Emergency Adms: Total	Percentage of last minute cancelled operations
Outpatients Follow-up Appointment DNA Rate	Clinical Coding 5 day coding complete %
A&E waiting time - Time to initial assessment 95th percentile (ambulance arrivals only)	Clinical Coding Backlog
A&E, MIU & WIC Attendances and 4 Hour Breaches	DTC Delayed Transfers of Care Acute
SHMI overall trust score	DTC Delayed Transfers of Care East Community
SHMI - Non Elective Admissions	DTC Delayed Transfers of Care North Community
SMR Relative Risk Eastern Community Sites - Rolling Year	Elective patients waiting more than 20 weeks
SMR Relative Risk Trust Level - Rolling Year	Elective Waiting List TOTAL
	Endoscopy patients urgent waiting < 2 weeks
	C.Difficile over 3 days: NDDH
	E. Coli Bacteraemia over 3 days: NDDH
	% or babies readmitted 0 - 28 days
	Caesarean section rate (Elective & Non Elective) - Denominator all hospital deliveries >= 24 wks
	Caesarean section rate (Elective) - Denominator all hospital deliveries >= 24 wks
	Caesarean section rate (Non Elective) - Denominator all hospital deliveries >= 24 wks
Data only indicators	Medicines Reconciliation (Acute)
Maternity % of all babies admitted to neonatal care	Medicines Reconciliation (East Community)
Maternity All Births	GP referrals to Outpatients waiting more than 11 weeks
A&E % admitted from A&E	Cancer 31 Day Waits - Total Treated < 31 Days from Diagnosis - (Decision to treat)
SIRI - Total by month - New (reported)	Cancer 31 Day Waits - Total Treated < 31 Days Subsequent Drug Treatment
	RTT Admitted 95th Percentile
	RTT Admitted Pathways - Specialties that failed 18 week target
	RTT Admitted % <18wks TOTAL
	RTT Non-Admitted Pathways - Specialties that failed 18 week target
	RTT Incomplete Pathways - Specialties that failed 18 week target
	Diagnostic Waiting Times (Patients waiting at month end - DM01)
Indicators not achieved or requiring attention (Red)	A&E waiting time- Patients waiting 4 hours or less in A&E
SHMI - Acute and unspecified renal failure - diagnosis group 99	A&E waiting time - Total time spent in dept 95th percentile (admitted)
Admitted direct to SU within 4 hours	A&E waiting time - Number of patients spending over 6 hours in A&E (admitted)
Routine scans within 24 hours	A&E waiting time - Total time spent in dept 95th percentile (non-admitted)
90% of stay on SU (Acute only, SSNAP calculation)	A&E waiting time - Number of patients spending over 6 hours in A&E department - 95th percentile (non-admitted)
90% of stay on SU (Superspell, SSNAP calculation)	Cancer 2 Week Waits (aggregate measure) - Total Seen within 14 Days of Urgent GP Referral
Unplanned Ward Transfers >1 transfer	Cancer 2 Week Waits (aggregate measure) breast symp
Compliance with WHO checklist	SHMI - Congestive Heart Failure - diagnosis group 65
Unplanned Ward Transfers >1 transfer	SHMI - Chronic Obstructive Pulmonary Disease - diagnosis group 75